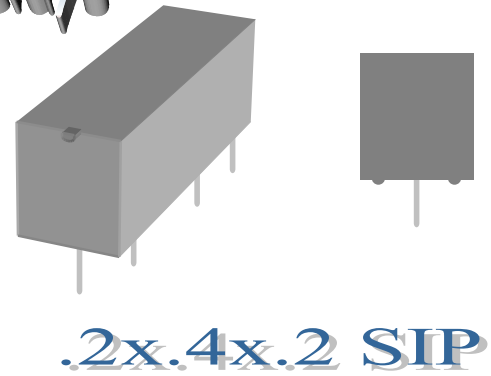


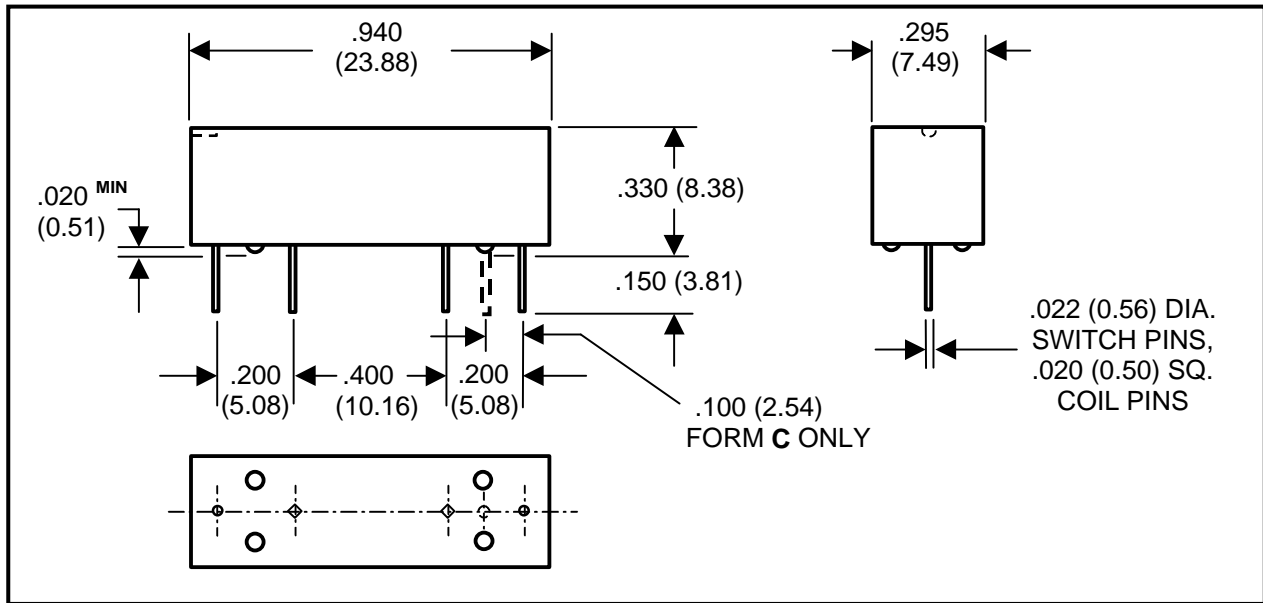
Single-In-Line (SIP) Reed Relays

"SE" series

- Low cost miniature epoxy encapsulated Single-in-line reed relays.
- Various contact ratings are available as standard parts.
- Electro-static and magnetic shieldings are also available.
- Some models are UL recognized (FIL#E104383).



OUTLINE DIMENSIONS



CONTACT RATINGS AND OPERATING CHARACTERISTICS (@25°C)


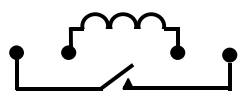

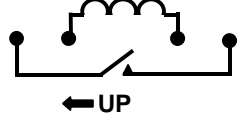
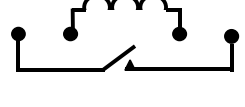

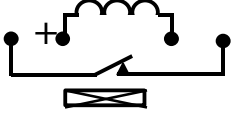
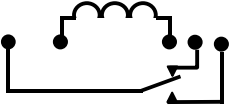
Characteristics	Form A/B	Form C	Form A (MERCURY)
Contact Resistance (Max. Initial)	0.2 Ohms	0.2 Ohms	0.07 Ohms
Operating Time (Typical)	0.5 mSec	0.5 mSec	1.5 mSec
Release Time (Typical)	0.2 / 0.5 mSec	0.2 mSec	1.0 mSec
Bounce Time (Typical)	0.25 mSec	NO/NC : 0.5 / 1.5 mSec	NONE
Insulation Resistance (Min.)	10 ¹⁰ Ohms	10 ⁹ Ohms	10 ¹⁰ Ohms
Breakdown Voltage (Min.) (Contact to coil)	2000 VRMS	2000 VRMS	2000 VRMS
Operating Temperature	-40°C to +85°C	-40°C to +85°C	-30°C to +85°C
Vibration	20G, 10 to 2000 Hz	20G, 10 to 2000 Hz	5G, 10 to 500 Hz (non-operating)
Shock	50G @ 11 MS durations	50G @ 11 MS durations	30G @ 11 MS durations (non-operating)

	Contact Ratings				
	Standard	High Power	High Voltage	Mercury	Low Level
Power (Max.)	10 Watts	50 Watts	25 Watts	50 Watts	10 Watts
Switching Voltage (Max.)	200 VDC	200 VDC	1000 VDC	500 VDC	200 VDC
Switching Current (Max.)	0.5 Amps	1.0 Amps	1.0 Amps	1.0 Amps	0.5 Amps
Breakdown Voltage (Min.) (Across contacts)	250 VDC	500 VDC	1500 VDC	1500 VDC	300 VDC

American Relays, Inc. (562) 926-2837, Fax (562) 926-2703, E-mail: Sales@americanrelays.com

“SE” SERIES SINGLE-IN-LINE REED RELAYS

PART NUMBERS AND COIL DATA (@ 25°C)

Contact Form	Part Number	Nom. Volt VDC	Max. Volt VDC	Coil Res. Ohms +/-10%	Must Operate VDC	Must Release VDC	Schematic Top-view
1A Standard ® 	SE051A00	5	7.5	500	3.8	0.5	
	SE061A00	5/6	9	125			
	SE121A00	12	18	500	8.0	1.0	
	SE241A00	24	36	2000	16.0	2.0	
1A High Power ® 	SE051A10	5	7.5	300	3.8	0.5	
	SE061A10	5/6	9	125			
	SE121A10	12	18	500	8.0	1.0	
	SE241A10	24	36	2000	16.0	2.0	
1A High Voltage	SE051A20	5	7.5	300	3.8	0.5	
	SE061A20	5/6	9	125			
	SE121A20	12	18	500	8.0	1.0	
	SE241A20	24	36	2000	16.0	2.0	
1A Mercury	SE051A30	5	7.5	200	4.0	0.5	
	SE061A30	5/6	9	125			
	SE121A30	12	18	500	9.0	1.0	
	SE241A30	24	36	2000	18.0	2.0	
1A Low Level Ruthenium Contact	SE051A40	5	7.5	500	3.8	0.5	
	SE061A40	5/6	9	125			
	SE121A40	12	18	500	8.0	1.0	
	SE241A40	24	36	2000	16.0	2.0	
1B Standard ® 	SE051B00	5	7.5	300	3.8	0.5	
	SE061B00	5/6	9	125			
	SE121B00	12	18	500	8.0	1.0	
	SE241B00	24	36	2000	16.0	2.0	
1C Standard	SE051C00	5	7.5	200	3.8	0.5	
	SE061C00	5/6	9	125			
	SE121C00	12	18	500	8.0	1.0	
	SE241C00	24	36	2000	16.0	2.0	

Note:

- Mercury wetted relays should be mounted within +/-30° from vertical position.